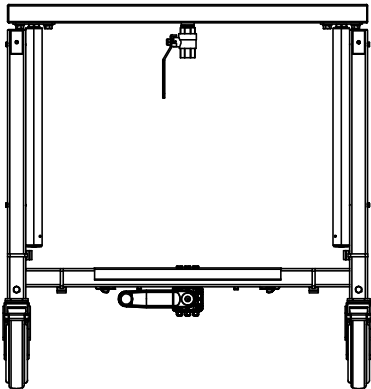
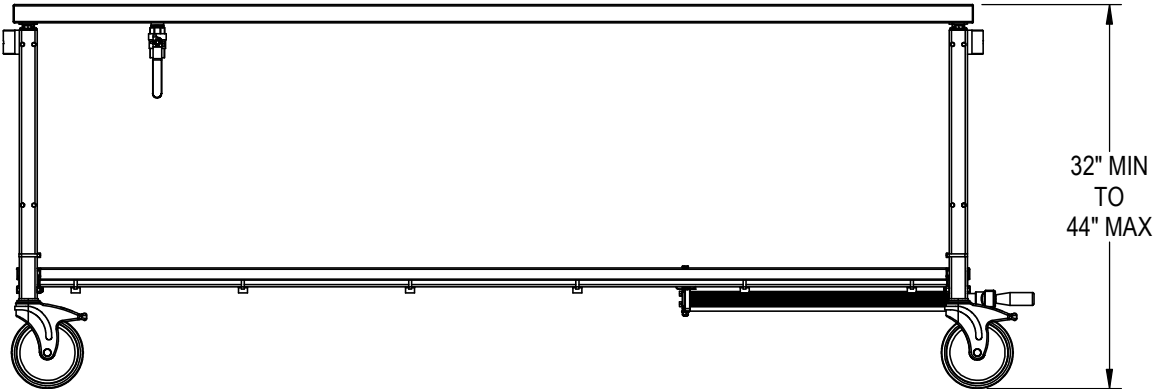
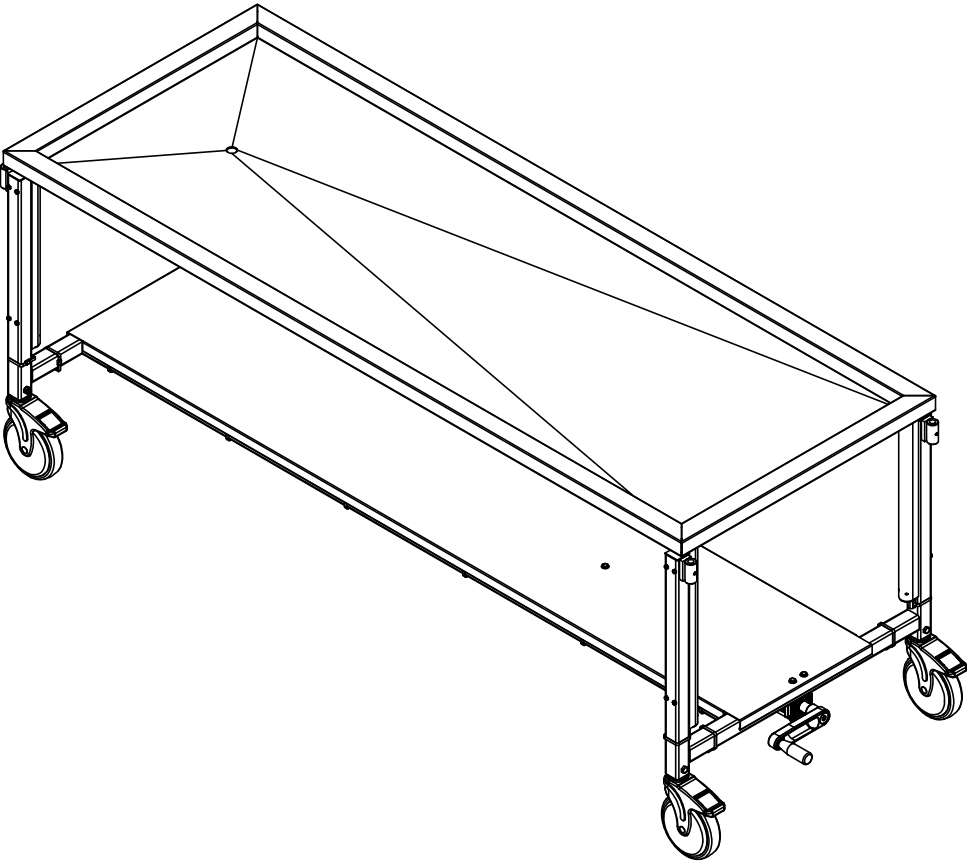
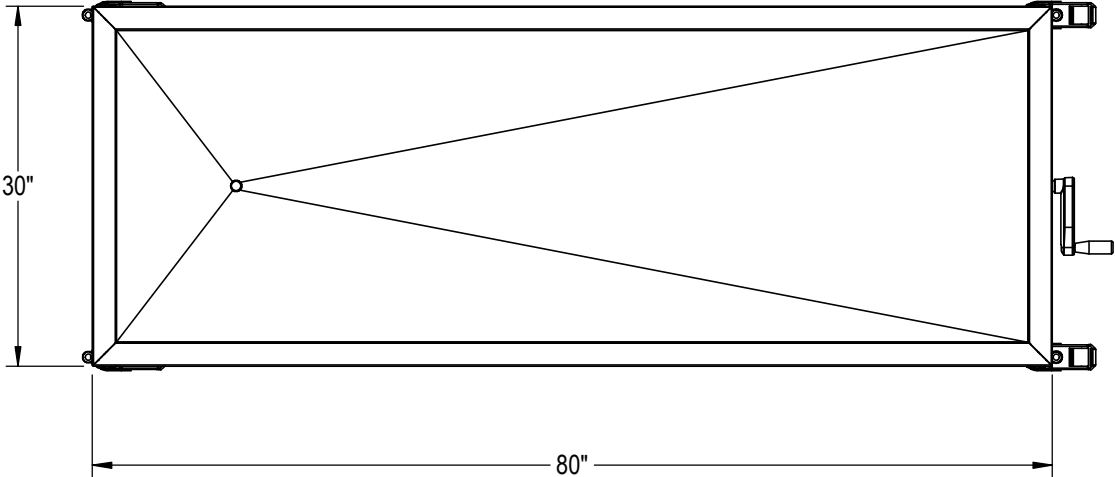


NOTES: UNLESS OTHERWISE SPECIFIED

1. APPLICABLE TO STANDARDS AND SPECIFICATIONS;
ASME Y14.5-2009, DIMENSIONING AND TOLERANCING
ASME Y14.38-2007, ABBREVIATIONS

REVISIONS				
REV.	DCN	DESCRIPTION	DATE	APPROVED
X01		PRELIMINARY RELEASE	12/4/2024	FJ



7	1	VALVEB75	VALVE, BALL- 3/4" NPT
6	8	WASHERLCK375SS	WASHER, LOCK- .375, SS
5	8	WASHERF375SS	WASHER, FLAT- .375 ID, SAE, SS
4	8	SCREWHC371675SS	SCREW, HEX HEAD CAP- .375-16 X .75 L, SS
3	1	623HC-2000	SHELF, REMOVABLE- 15 11/16" X 79 3/8"
2	1	623HC-7000	TOP, DISSECTION TABLE SUBASSEMBLY- 30" X 80", HAND CRANK
1	1	623HC-701	ELEVATING DISSECTION TABLE FRAME SUBASSEMBLY
ITEM NO.	QTY.	PART NUMBER	DESCRIPTION

PARTS LIST			
TOLERANCE BLOCK: DIMENSIONS ARE IN INCHES		<div>PROPRIETARY</div> <div>THIS DOCUMENT AND THE DATE DISCLOSED HEREIN AND HEREWITH IS NOT TO BE REPRODUCED, USED, OR OTHERWISE DISCLOSED IN WHOLE OR IN PART TO ANYONE WITHOUT WRITTEN AUTHORIZATION FROM MORTECH MFG.</div> <div>APPROVALS</div> <div>DATE</div> <div>DISSECTION TABLE, HAND CRANK</div>	
DECIMALS X ±.1	ANGLES ± 0° 30'		
DECIMALS XX ±.06	FRACTIONS ± 1/16"		
DECIMALS XXX ±.031			
DO NOT SCALE DRAWING			
MATERIAL		DRAWN BY	
SEE PARTS LIST		ELISEO S. 08/06/24	
FINISH		CHECKED BY	
#4		APPROVED BY	
		SIZE DWG NO.	
		B 600023HC	
		REV. X01	
		SCALE 1:16	
		NEXT ASSY.	
		SHEET 1 OF 1	